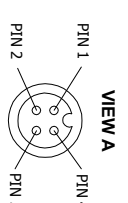
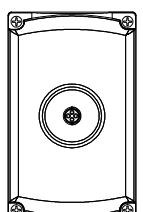
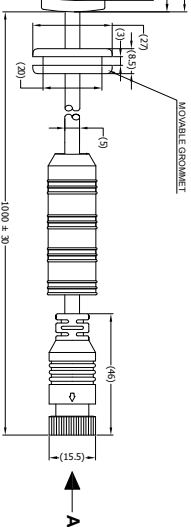
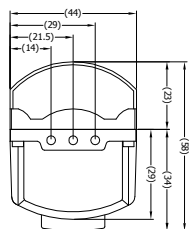
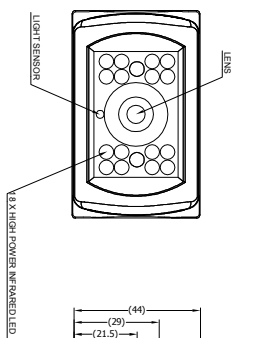
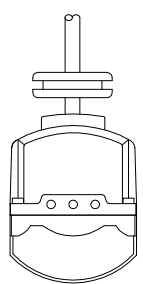
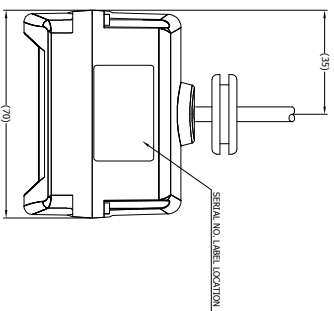
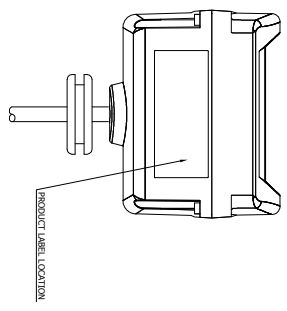


Revision Notes:

Checked By: - Approved By: - Date Released: -



PIN #	WIRE COLOR	DESCRIPTION
1	RED	12VDC
2	BLACK	GROUND
3	WHITE	NO CONNECTION
4	YELLOW	VIDEO



- NOTES:
1. REFER TO "PRODUCT SPECIFICATION" FOR MORE DETAILS.
  2. REFER TO COMPONENT DRAWINGS FOR COMPONENT DETAILS.
  3. FINISH IS BLACK.

PROPRIETARY NOTICE  
 THIS DESIGN AND TECHNICAL INFORMATION APPEARING ON THIS DRAWING IS THE PROPERTY OF BRIGADE ELECTRONICS, AND IS DISCLOSED IN CONFIDENCE. IT IS NOT TO BE COPIED, REPRODUCED, REVEALED TO OR EXPROPRIATED BY OTHERS, EITHER IN WHOLE OR IN PART WITHOUT THE EXPRESS WRITTEN CONSENT OF BRIGADE ELECTRONICS.



Assembly Pt Approval XINYU HUANG(19/06/12)		Approved by SMathews		Checked by JNewman		Drawn by LBRAR	
Angle of Projection Third Angle		Units mm		Scale N/A		Released 15/06/12	
Status RELEASED		Stock Code 4183		VBV-791C-C		Assembly Ref 13201002045	